

2026 Price List



NEW



SKM Mobile App for iOS and Android!

Take SKM on the go! The SKM Mobile app provides an intuitive experience that let's you quickly and easily collect data from the field and seamlessly import it to your PTW desktop program! You can also view study results on your phone or tablet - such as what arc flash PPE to wear or to verify equipment settings!

View one-lines, take pictures, videos, scan QR codes, scribble notes, and more!



Benefits

- ◆ Transfer field collection directly to SKM without having to write anything down on paper.
- ◆ Take pictures, videos, audio, scribble notes and save with each equipment.
- ◆ Scan QR equipment codes to quickly locate the component on the mobile app to view equipment details and study results.
- ◆ View entire power system online while in the field in the palm of your hands!

NEW

MySKM Cloud

- ◆ Upload Mobile app projects to MySKM to use in PTW desktop software and vice-versa!
- ◆ Download PTW desktop projects to allow field engineers to verify equipment settings and study results, such as available short circuit results, incident energy, required PPE selection, and more!
- ◆ Assign users and maintain security permissions for each project.

Auto Coordination & Evaluation

SKM Auto Coordination & Evaluation module is designed to instantly identify coordination and protection issues by evaluating equipment for adherence to basic coordination and protection rules established by the National Electric Code (NEC) and recommended industry standard practices.

The software is designed to evaluate the entire system and identify violating equipment. Quickly view TCC plots to determine the cause of the miscoordination with a single click to efficiently make changes to improve coordination.

Auto Coordination & Evaluation is a powerful and time saving tool for power system evaluation and operation.

Features

- Comprehensive report all system components and their upstream/downstream protective devices.
- Specific reports of a single equipment and their upstream/downstream protective devices.
- Evaluates and displays the status and evaluation notes with Pass/Fail/Warning status for each component.
- Displays violation details in accordance with National Electric Code (NEC) and recommended industry standard practices.
- Dynamic TCC drawing displaying selected system component withstand/damage curves and protective device curves in the path upstream and downstream to the closest bus.
- Fix coordination issues and instantly see updated results.
- Integrated with Equipment Evaluation study module to view greater equipment details, load flow, and short circuit study results.

Cable Ampacity

SKM Cable Ampacity module is for accurate calculation of ampacity and temperature rise in various power cable installations, which is an important part of power system design and analysis. The calculation determines the proper cable sizes to carry specified loads in designing new systems and upgrading power cable installations.

The software examines cable temperatures and ampacity in performing analysis of existing systems. The accuracy of the calculation provides increased confidence in the design, upgrading, and analysis projects.

The software is an efficient tool for making complex calculation tasks straightforward and easy.

Benefits

- Calculate cable ampacity given its maximum conductor temperature.
- Calculate cable maximum conductor temperature given its ampacity.

Features

- Accurate calculation of cable ampacity and temperature rise in various power cable installations.
- Based on and fully compliant with IEC 60287.
- Uses the Neher-McGrath approach where IEC 60287 does not apply (considers non-unity load factor)
- Model cable physical characteristics.
- Over 500 prebuilt underground cable raceways, with ability to add user custom models.

Electrical Engineering Software

- ◆ **DAPPER® Integrated Electrical Analysis Software.** Comprehensive Three Phase Short-Circuit Studies, Load Flow Study, Demand Load Study, Feeder and Transformer Sizing Study, Impact Motor Starting Study, and Load Schedules. (Unbalanced Studies also available)

- ◆ **CAPTOR® Time-Overcurrent Coordination.** Graphical Time-Overcurrent Coordination. Integrated with one-lines, short-circuit modules, Equipment Evaluation, and Arc Flash. Comprehensive protective device library.

NEW **AUTO COORDINATION & EVALUATION** Instantly identify coordination and protection issues by evaluating each equipment for adherence to the National Electric Code (NEC) and recommended industry standard practices. (Requires Dapper and Captor modules)

- ◆ **ARC FLASH EVALUATION** Calculates the incident energy and arc flash boundary for each bus in the system. Trip times are automatically determined from the protective device settings and arcing fault current values. Incident energy and arc flash boundaries are calculated based on accumulated fault values. Clothing requirements are specified from a user-defined clothing library. Clearing times can be reduced based on current-limiting capabilities. Complies with OSHA, NFPA 70E, NEC 110.16, NESC, and IEEE 1584 requirements. Generates custom labels and work permits.

NEW **CABLE AMPACITY** Accurate calculation of ampacity and temperature rise in various power cable installations. Based on and fully compliant with IEC 60287.

- ◆ **A_FAULT ANSI Short-Circuit Study.** Three Phase Short-Circuit Study based on the ANSI/IEEE C37 Standards. Separate solutions for low, medium and high voltage systems and for symmetrical, momentary and interrupting calculations. (Unbalanced Studies also available)
- ◆ **IEC_FAULT IEC Short-Circuit Study 909 or 363.** Three Phase Short-Circuit Study based on the IEC 60909 or IEC 61363 Standards. (Unbalanced Studies also available)
- ◆ **EQUIPMENT EVALUATION Equipment Evaluation Report.** Automatically compares short-circuit ratings, withstand ratings. Applies de-rating adjustments and user defined pass/marginal/failed criteria. Includes error checking for input data and topology.

NEW **AUTO DESIGN** Automatically sizes Cables, Transformers, Buses, and Protective Devices to achieve proper size and ratings that meets criteria limits set by the Equipment Evaluation study. Utilize user-defined Design libraries. Best suited for new system designs or to resolve undersized and/or overdutied equipment for existing systems. (Requires Equipment Evaluation module)

- ◆ **IEE WIRING REGULATION SIZING** Integrates the rules and data tables from the IEE Wiring Regulation to size cables based on the design loads of the power system. Automatically select the correct table from the IEE Wiring Regulation and pick the proper cable size.
- ◆ **TMS Transient Motor Starting Simulation.** Time-based motor starting simulation with graphical output. Includes reduced voltage and capacitor starting, graphical motor and load models.
- ◆ **HI_WAVE Harmonic Investigation and Filter Design.** Frequency Scan, Harmonic Current, Voltage Distortion, Harmonic Load Flow and Interactive Filter Design.
- ◆ **I*SIM Dynamic Simulation and Transient Stability.** Dynamic Response to Power System Electro-Mechanical Disturbances, Generator Sizing and Stability, Flux Level Machine Representation. User Defined Graphical Models for Exciter, Turbine Governor, PSS, and other controllers.
- ◆ **UNBALANCED/SINGLE PHASE STUDIES**
Load flow, short-circuit, demand load analysis, sizing, and load schedules. Reports single-phase loads and unbalanced operating conditions including phase and sequence currents and voltages.
- ◆ **DISTRIBUTION RELIABILITY Reliability Analysis.** Calculates the reliability indices of individual load points and the overall distribution systems with either radial or loop configuration. Includes Load Point MTTF, Failure/Year, MTTR, Annual Outage, EENS, ECOST, and other IEEE indices. Cost-related factors and aging factors are included in the analysis to compare alternative designs.
- ◆ **DC SYSTEMS ANALYSIS** Battery Sizing, Load Flow, & Short Circuit Analysis. Evaluate all loading conditions for DC duty cycle loads and AC emergency loads. Complies with IEEE std. 485, 1115, 399, 946, and IEC std. 61660. Includes DC Arc Flash when used together with Arc Flash Evaluation module.

NEW **PTW DATA COLLECTION** Standalone program for engineers that desire to capture equipment data electronically while working in the field. Engineers may also use it to transfer hand written data into the software for more experienced engineers to review and conduct analysis on.

- ◆ **PTW VIEWER** Read-only version of PTW for displaying, printing, and exporting all study results. Create or expand one-lines and apply datablocks. View Time-Current Curves. View and create customized Arc Flash Labels and Work Permits.
- ◆ **GROUND MAT Substation Ground Grid Design and Analysis.** Optimizes grid design using general purpose finite element algorithm for potential analysis and graphical facilities to validate grounding systems efficiency.
- ◆ **CABLE-3D** Solves complex three-dimensional cable pulling tension and sidewall pressure calculations.

NEW **Data Exchange** Import SPEL projects into SKM software to take advantage of a powerful calculation engine to conduct various complex analyses of electrical power systems. [Interface to exchange data with Autodesk Revit now included at no additional cost!](#)

Special PTW Combination Packages

SKM Systems Analysis is pleased to offer six PTW Software combination packages. The Combo-Packs offer the most requested PTW study modules used by over 50,000 engineers. No substitutions allowed on any packages. Packages are not available with any other discount. Existing software packages cannot be upgraded to any packages. Additional study modules may be added to any package.

Combo-Pack I

- DAPPER
- CAPTOR
- A_FAULT
- IEC_363
- Equipment Evaluation
- Arc Flash Evaluation
- IEC_909

Buses	Price*
50	\$7,995
100	\$9,765
300	\$12,875
1000	\$16,895
2000	\$19,195
5000	\$24,095
12000	\$36,795

Combo-Pack II

- DAPPER
- CAPTOR
- TMS
- Unbalanced Single Phase
- Equipment Evaluation
- Arc Flash Evaluation

Buses	Price*
50	\$7,995
100	\$9,765
300	\$12,875
1000	\$16,895
2000	\$19,195
5000	\$24,095
12000	\$36,795



Automation*Pack

- DAPPER
- CAPTOR
- Auto Design
- Cable Ampacity
- Auto Coordination
- Equipment Evaluation

Buses	Price*
50	\$9,395
100	\$9,765
300	\$12,995
1000	\$16,795
2000	\$19,195
5000	\$23,995
12000	\$36,895

Power*Pack

- DAPPER
- CAPTOR
- Arc Flash Evaluation

Buses	Price*
50	\$6,195
100	\$8,695
300	\$12,195
1000	\$14,495
2000	\$16,795
5000	\$22,995
12000	\$33,995

*Price includes one year of upgrades, software maintenance and support.

Special PTW Combination Packages

SKM Systems Analysis is pleased to offer six PTW Software combination packages. The Combo-Packs offer the most requested PTW study modules used by over 50,000 engineers. No substitutions allowed on any packages. Packages are not available with any other discount. Existing software packages cannot be upgraded to any packages. Additional study modules may be added to any package.

NEW

IEC Industrial Pack

- DAPPER
- CAPTOR
- Arc Flash Evaluation
- IEC_909

Buses	Price*
50	\$7,395
100	\$9,765
300	\$13,695
1000	\$16,795
2000	\$19,195
5000	\$23,995
12000	\$36,295

NEW

IEC Maritime Pack

- DAPPER
- CAPTOR
- Arc Flash Evaluation
- TMS
- HI_WAVE
- IEC_363

Buses	Price*
50	\$12,495
100	\$14,295
300	\$18,495
1000	\$22,595
2000	\$24,795
5000	\$29,795
12000	\$45,095

NEW




DC Systems Pack

- DAPPER
- CAPTOR
- Arc Flash Evaluation
- DC Systems Analysis

Buses	Price*
50	\$12,395
100	\$14,595
300	\$18,195
1000	\$20,595
2000	\$23,395
5000	\$29,695
12000	\$40,995




*Price includes one year of upgrades, software maintenance and support.

Combination & Upgrade Pricing Matrix

PTW Program Modules with Add-On Options	PTW-LT 50 Buses	DAPPER 50 Buses	DAPPER 100 Buses	DAPPER 300 Buses	DAPPER 1000 Buses	DAPPER 2000 Buses	DAPPER 5000 Buses	DAPPER 12000 Buses	CAPTOR 1000 Buses
BASE PRICE	\$4,195	\$2,450	\$4,670	\$5,890	\$8,570	\$11,050	\$17,160	\$24,500	\$5,495
Maximum Components Per Project	150	unlimited	unlimited	unlimited	unlimited	unlimited	unlimited	unlimited	unlimited
One-line Interface	included	included	included	included	included	included	included	included	included
DAPPER Study Modules*	Demand Load and Fault Analysis Only	included	included	included	included	included	included	included	See DAPPER
CAPTOR Protective Coordination	included	\$2550	\$2550	\$3180	\$3180	\$3180	\$3800	\$4990	included
 Auto Coordination & Evaluation	\$2550	\$2550	\$2550	\$3180	\$3180	\$3180	\$3800	\$4990	\$3180
Arc Flash Evaluation	\$3180	\$3180	\$3180	\$3800	\$3800	\$3800	\$4340	\$5600	Requires DAPPER
 Cable Ampacity	\$2550	\$2550	\$2550	\$3180	\$3180	\$3180	\$3750	\$4990	\$3180
A_FAULT Fault Analysis ANSI C37	\$1250	\$1250	\$1250	\$1870	\$1870	\$1870	\$1870	\$3180	\$1870
IEC_909 Fault Analysis	\$1250	\$1250	\$1250	\$1870	\$1870	\$1870	\$1870	\$3180	\$1870
IEC_363 Fault Analysis	\$1250	\$1250	\$1250	\$1870	\$1870	\$1870	\$1870	\$3180	\$1870
Equipment Evaluation	\$1250	\$1250	\$1250	\$1870	\$1870	\$1870	\$1870	\$3180	\$1870
 Auto Design	\$1250	\$1250	\$1250	\$1870	\$1870	\$1870	\$1870	\$3180	\$1870
IEE Wiring Regulation Sizing	\$1250	\$1250	\$1250	\$1250	\$1250	\$1250	\$1250	\$2550	\$1250
TMS Transient Motor Starting	\$2550	\$2550	\$2550	\$2550	\$2550	\$2550	\$2550	\$3750	\$2550
HI_WAVE Harmonic Analysis	\$3180	\$3180	\$3180	\$3750	\$3750	\$3750	\$3750	\$4990	\$3750
I*SIM Transient Stability	\$6250	\$6250	\$6250	\$6250	\$6250	\$6250	\$6250	\$7500	\$6250
Unbalanced Three-Phase/Single-Phase	Requires DAPPER	\$2600	\$3180	\$3750	\$3750	\$3750	\$3750	\$4990	Requires DAPPER
Distribution Reliability	\$4990	\$4990	\$4990	\$4990	\$4990	\$4990	\$4990	\$6250	\$4990
DC Systems Analysis	\$6250	\$6250	\$6250	\$6250	\$6250	\$6250	\$6250	\$7500	\$6250
Data Exchange (Revit/XML/SPEL)	\$2500	\$2500	\$2500	\$2500	\$2500	\$2500	\$2500	\$3690	\$2500

*DAPPER Study Modules Include: Demand / Design Load Analysis, Feeder / Transformer Sizing, Panel, MCC, SWBD Schedules, Comprehensive Fault Analysis, LoadFlow / Voltage Drop, Impact Motor Starting

ADDITIONAL PROGRAMS:

	PTW Data Collection (2000 Buses)	\$3010	PTW Viewer (2000 Buses)	\$1350	Ground Mat	\$4670
	PTW Data Collection (5000 Buses)	\$5900	PTW Viewer (5000 Buses)	\$2590	Cable 3D	\$1350
	 SKM Mobile App iOS/Android	\$299/yr	PTW Viewer (12000 Buses)	\$7795	 MySKM Cloud Subscription	\$1500/yr

Software Support and Services

Service and Support

SKM's Technical Support Team is a quality-driven organization committed to helping you quickly resolve issues or questions within the software. Unlimited technical support and software updates are provided as part of the Maintenance and Support service. The first year is included as part of your purchase!

Special Packages	List Price Per Year	Timely Renewal Price Per Year
Combo-Pack I	\$2410	\$1928
Combo-Pack II	\$2410	\$1928
Automation*Pack	\$2410	\$1928
Power*Pack	\$1830	\$1464
IEC Industrial Pack	\$1935	\$1548
IEC Maritime Pack	\$2675	\$2140
DC Systems Pack	\$2325	\$1860
PTW-LT	\$690	\$552

PTW Study Modules

DAPPER	\$600	\$480
CAPTOR	\$600	\$480
Auto Coordination & Evaluation	\$415	\$332
Arc Flash Evaluation	\$500	\$400
Cable Ampacity	\$415	\$332
A_FAULT	\$295	\$236
IEC_FAULT 909	\$295	\$236
IEC_FAULT 363	\$295	\$236
Equipment Evaluation	\$295	\$236
Auto Design	\$295	\$236
IEE Wiring Regulation Sizing	\$250	\$200
TMS	\$425	\$340
HI_WAVE	\$355	\$284
I*SIM	\$695	\$556
Unbalanced/Single Phase	\$490	\$392
Distribution Reliability	\$490	\$392
DC Systems Analysis	\$695	\$556
Data Exchange (Revit/XML/SPEL)	\$350	\$260
Additional Baselines Users	\$355	\$292
Additional Simultaneous Users	30 to 50% discount (based on quantity)	

Additional Programs

PTW Data Collection	\$615
PTW Viewer	\$545
Ground Mat	\$450
CABLE-3D	\$190

Maintenance for software at higher buses will be additional

+2.5% @ 1000 buses. +5% @ 2000 buses.

+7% @ 5000 buses. +10% @ 12000 buses.

Late fees will be added for renewal of all expired licenses

MySKM Cloud Subscription is not a perpetual license option.
Cloud projects will be deleted if the subscription is not renewed.

Upgrades and Discounts

Upgrades

When upgrading from any product or combination to another product or combination, you will receive credit as long as the previously purchased software is current in Software Maintenance and Support Service.

Competitive Upgrades

Call about our competitive upgrade pricing.



Systems Analysis, Inc.

1 Pearl Street
Redondo Beach, CA 90277 USA
1 (800) 500-4SKM
www.skm.com
sales@skm.com

Network Options

Single User LAN Network License

Allows one user at a time, regardless of the number of program modules, on a single Local Area Network (LAN).

Price: Cost of program or combination package plus \$1500

Single User WAN Network License

Allows one user at a time, regardless of the number of program modules, on a Wide Area Network (WAN).

Price: Cost of program or combination package plus \$3000

Concurrent User Network License

Allows study modules to be accessed at the same time by multiple users

Price: Upgrade to Network license first (see above), plus each additional study module at a 20% discount off full price.
(20% discount not applicable to Combo-Packs or Power*Packs)

Corporate Licenses

Multi-Site Licenses

Please contact SKM for pricing at sales@skm.com.

Specifications

Recommended System Requirements

- ◆ PC running Windows 10 or newer
- ◆ Intel i5 or better Processor
- ◆ Dual monitors
- ◆ 120 GB+ Solid State Hard Drive
- ◆ 8GB+ of RAM

What's Included in Your Order?

- ◆ Software program and applicable libraries
- ◆ Hardware key protection for each license
- ◆ Software Maintenance and Support Service, including technical support as needed; Maintenance is annually renewable in following years
- ◆ Major updates as released for one year
- ◆ User's Guides with step-by-step tutorials
- ◆ Tutorial Videos
- ◆ UPS Ground Shipping (Domestic USA); Expedited shipping available

Acceptable Forms of Payment

- ◆ Purchase Order (net 30 days) with approval
- ◆ Check
- ◆ Bank wire transfer
- ◆ MasterCard, VISA, or AMEX



Software Training

Classroom Training

Visit www.skm.com and click on Training to view scheduled training in your area.

On-Site Training

Training more than 5 engineers? We'll come to you!
Email training@skm.com for a personalized on-site quote.



My SKM Customer Portal

With the My SKM Customer Portal, you'll be able to:

- ◆ Obtain pricing and order products and upgrades
- ◆ View license information
- ◆ View all invoices for your account
- ◆ Enroll in training
- ◆ Renew software maintenance
- ◆ View Transaction History, and much more!